
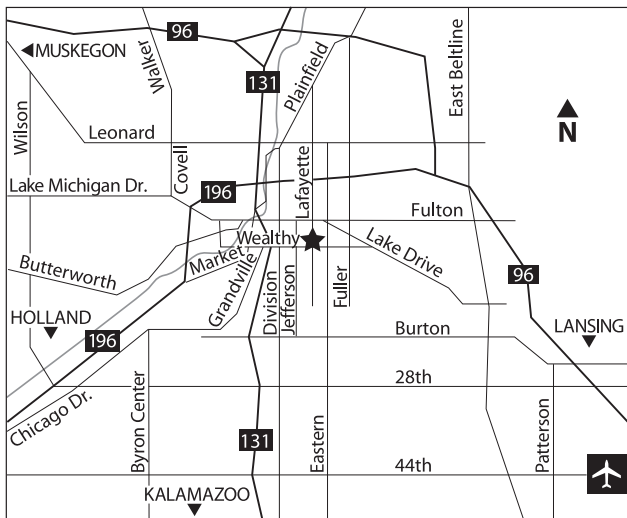
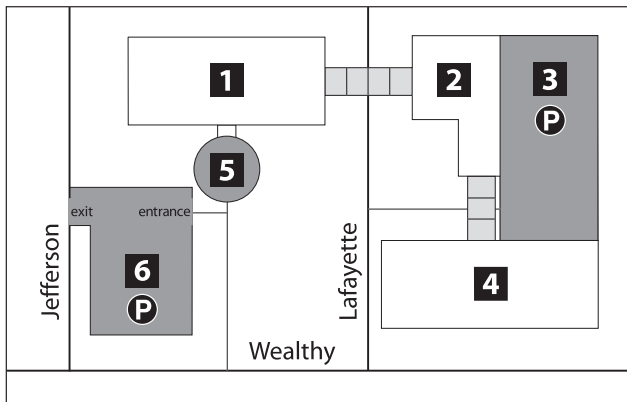


Directions and Parking Information Inpatient Building/Clinic/Orthotics

235 Wealthy SE, Grand Rapids, MI 49503

Mary Free Bed Rehabilitation Hospital

- 1** Inpatient Building/Clinic/Orthotics
- 2** Professional Building/Outpatient Center
- 3** Parking Ramp
- 4** Mary Ives Hunting Center
- 5** Parking (limited)
- 6** Parking
-  Skywalk



Driving and Parking Directions

East: (From Lansing)

- I-96 to I-196 westbound (watch for fork in the road at I-196 just after Beltline; stay left)
- Continue on I-196 to U.S. 131 South
- South on U.S. 131 to Wealthy St. exit (Exit 84A)
- Turn left on Wealthy St.

Lot 5 and Lot 6 (for Orthotics patients and Clinic patients)

- From Wealthy, turn left into the Circle Drive and park in front of the building (in Lot 5)
- If there are no spots available in Lot 5, enter Lot 6 from the Circle Drive
- Additional overflow parking is also available in the Parking Ramp (see instructions below)
- Orthotics is located on the second floor of the Inpatient Building
- Clinic registration is located on the first floor of the Inpatient Building; enter the front doors and turn left

Parking Ramp (for visitors to the Inpatient Building)

- From Wealthy, turn left on Lafayette St.
- Enter the Parking Ramp on the right
- Park on any level of the ramp (parking is free)
- Go to level 3B and take the skywalk over Lafayette St.
- Follow the signs for patient visiting

West: (From Muskegon/Grand Haven)

- I-96 eastbound to U.S. 131 South
- South on U.S. 131 to Wealthy St. exit (Exit 84A)
- Turn left on Wealthy St.

Lot 5 and Lot 6 (for Orthotics patients and Clinic patients)


- From Wealthy, turn left into the Circle Drive and park in front of the building (in Lot 5)
- If there are no spots available in Lot 5, enter Lot 6 from the Circle Drive
- Additional overflow parking is also available in the Parking Ramp (see instructions below)
- Orthotics is located on the second floor of the Inpatient Building
- Clinic registration is located on the first floor of the Inpatient Building; enter the front doors and turn left

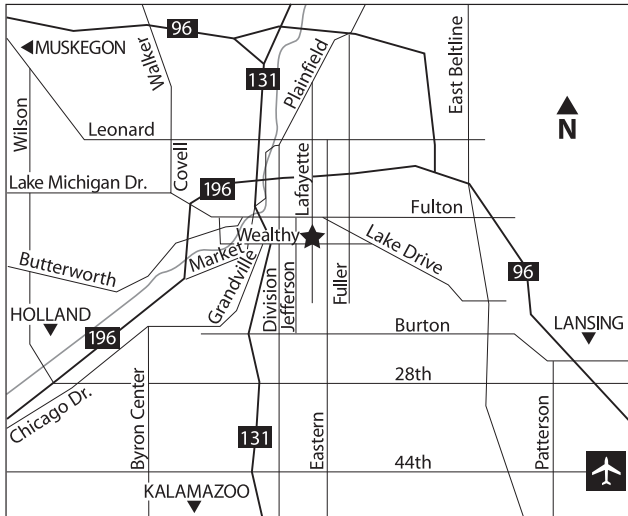
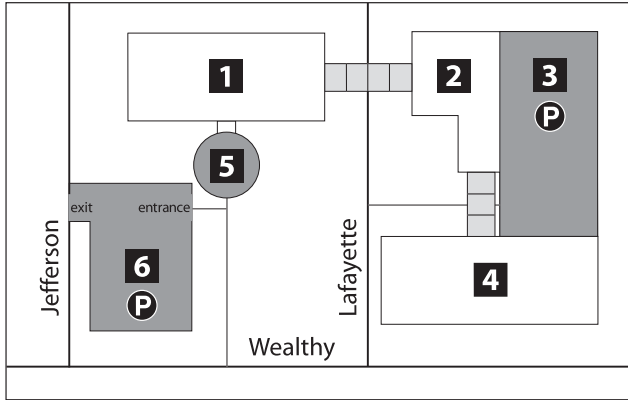
Parking Ramp (for visitors to the Inpatient Building)

- From Wealthy, turn left on Lafayette St.
- Enter the Parking Ramp on the right
- Park on any level of the ramp (parking is free)
- Go to level 3B and take the skywalk over Lafayette St.
- Follow the signs for patient visiting

Continued on reverse side.

Mary Free Bed Rehabilitation Hospital

- 1** Inpatient Building/Clinic/Orthotics
- 2** Professional Building/Outpatient Center
- 3** Parking Ramp
- 4** Mary Ives Hunting Center
- 5** Parking (limited)
- 6** Parking
-  Skywalk



Driving and Parking Directions

North: (From Rockford/Big Rapids)

- South on U.S. 131 to Wealthy St. exit (Exit 84A)
- Turn left on Wealthy St.
- Lot 5 and Lot 6 (for Orthotics patients and Clinic patients)*
- From Wealthy, turn left into the Circle Drive and park in front of the building (in Lot 5)
- If there are no spots available in Lot 5, enter Lot 6 from the Circle Drive
- Additional overflow parking is also available in the Parking Ramp (see instructions below)
- Orthotics is located on the second floor of the Inpatient Building
- Clinic registration is located on the first floor of the Inpatient Building; enter the front doors and turn left

Parking Ramp (for visitors to the Inpatient Building)

- From Wealthy, turn left on Lafayette St.
- Enter the Parking Ramp on the right
- Park on any level of the ramp (parking is free)
- Go to level 3B and take the skywalk over Lafayette St.
- Follow the signs for patient visiting

South: (From Kalamazoo)

- North on U.S. 131 to Wealthy St. exit (Exit 84A on your left)
- Turn right on Wealthy St.
- Lot 5 and Lot 6 (for Orthotics patients and Clinic patients)*
- From Wealthy, turn left into the Circle Drive and park in front of the building (in Lot 5)
- If there are no spots available in Lot 5, enter Lot 6 from the Circle Drive
- Additional overflow parking is also available in the Parking Ramp (see instructions below)
- Orthotics is located on the second floor of the Inpatient Building
- Clinic registration is located on the first floor of the Inpatient Building; enter the front doors and turn left

Parking Ramp (for visitors to the Inpatient Building)

- From Wealthy, turn left on Lafayette St.
- Enter the Parking Ramp on the right
- Park on any level of the ramp (parking is free)
- Go to level 3B and take the skywalk over Lafayette St.
- Follow the signs for patient visiting

Southwest: (From Holland)

- I-196 to U.S. 131 South to Wealthy St. (Exit 84A on your right)
- Turn left on Wealthy St.
- Lot 5 and Lot 6 (for Orthotics patients and Clinic patients)*
- From Wealthy, turn left into the Circle Drive and park in front of the building (in Lot 5)
- If there are no spots available in Lot 5, enter Lot 6 from the Circle Drive
- Additional overflow parking is also available in the Parking Ramp (see instructions below)
- Orthotics is located on the second floor of the Inpatient Building
- Clinic registration is located on the first floor of the Inpatient Building; enter the front doors and turn left

Parking Ramp (for visitors to the Inpatient Building)

- From Wealthy, turn left on Lafayette St.
- Enter the Parking Ramp on the right
- Park on any level of the ramp (parking is free)
- Go to level 3B and take the skywalk over Lafayette St.
- Follow the signs for patient visiting